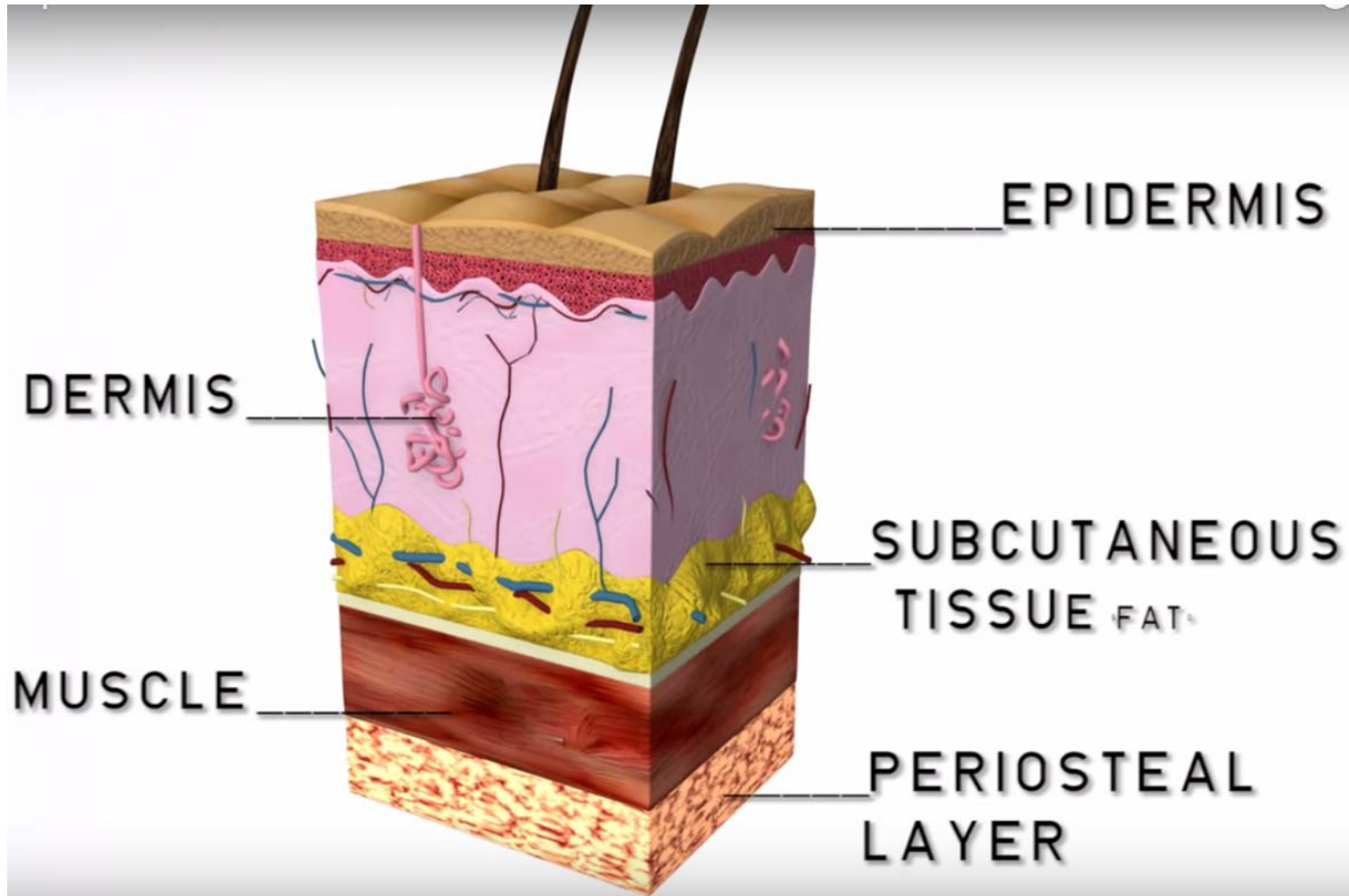




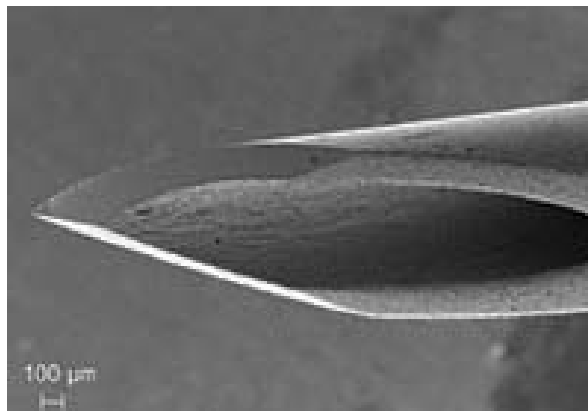
# Background intradermal vaccination

# Schematic representation of the skin




# Intramuscular (IM) vaccination

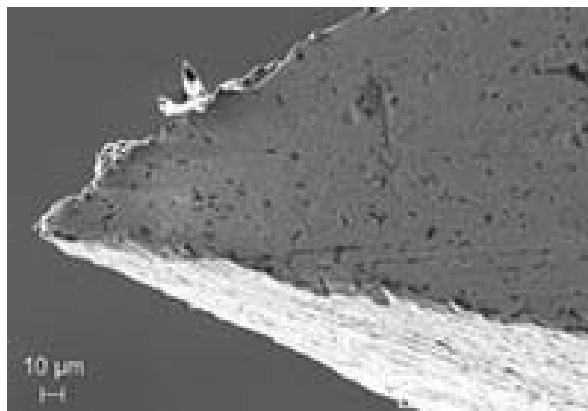
## Intramuscular




Unused needle



Needle used once



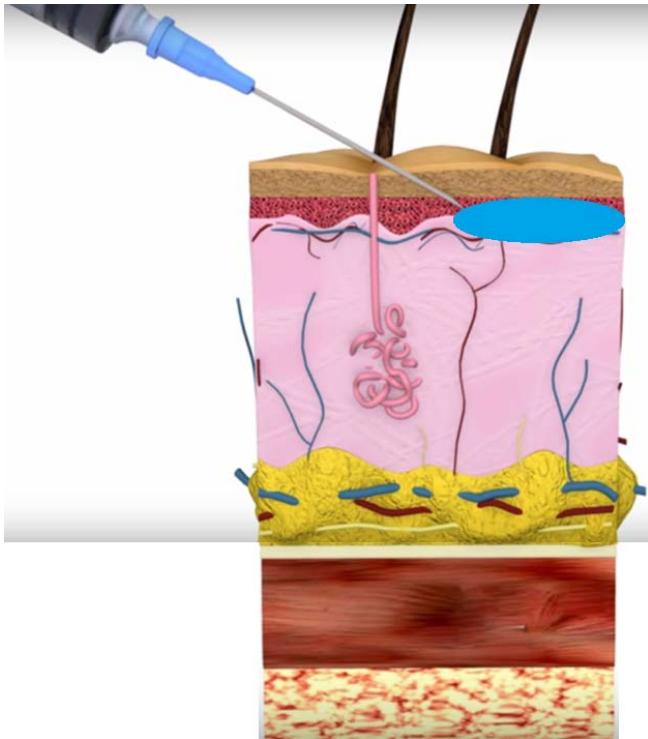
Needle used twice



Needle used 12 times

# Intradermal (ID) vaccination

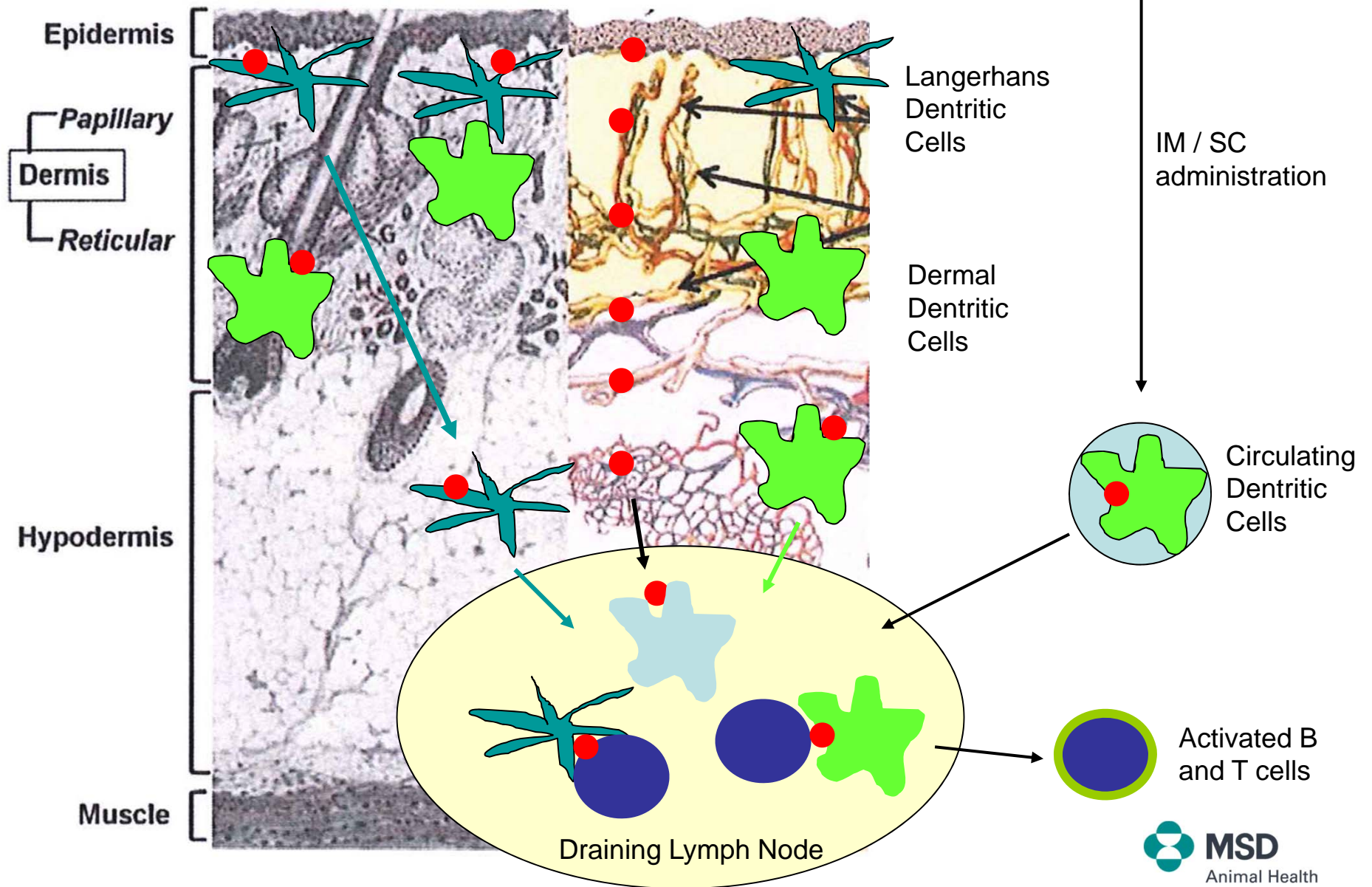
Intradermal  
with needle



Intradermal with  
Jet Injector (IDAL)



# Processing of antigen in the skin



# Human intradermal vaccines

- Mostly inactivated antigen (e.g. Hepatitis B, Influenza, Rabies)
- Antigen dose for ID 5-10x lower than for IM, but similar efficacy
- Many vaccines do not contain adjuvants.
- Local reactions ID often higher than for IM administration, but mostly mild and transient



# The history of ID vaccination in MSD Animal Health

- Two decades of experience
- Low-volume 0.2-mL dose administered intradermally with the needle-free IDAL<sup>®</sup> System\*
- First products developed for live virus vaccines
  - Porcilis<sup>®</sup> PRRS
  - Porcilis<sup>®</sup> Begonia
- Followed by inactivated vaccines:
  - Porcilis<sup>®</sup> M Hyo ID ONCE
  - Porcilis<sup>®</sup> PCV ID



\* IntraDermal Application of Liquids



# 10 Reasons to go for an intradermal vaccination of pigs

1. Powerful antigen-presenting cells in the epidermis cause an induction of a broad range of immune responses
2. Potential to overcome pre-existing immunity because (maternal) antibodies are not located in the skin
3. Less systemic adverse events because of minimal invasiveness
4. Faster and more convenient than IM administration
5. Limits transmission of pathogens caused by reuse of needles
6. No risk of needle-stick injuries of the farmer/vet
7. Potentially less antigen needed
8. Less stress and pain for the animals
9. Food quality improvement by avoiding muscle lesions, broken needles, infections/abscesses
10. No IM injection in neck muscle, which is most important meat in South-Korea

# Published work by Lelystad group

Vaccine 27 (2009) 1272–1278



Contents lists available at ScienceDirect

## Vaccine

journal homepage: [www.elsevier.com/locate/vaccine](http://www.elsevier.com/locate/vaccine)



Intradermal vaccination of pigs against FMD with 1/10 dose results in comparable vaccine efficacy as intramuscular vaccination with a full dose

P.L. Eblé\*, K. Weerdmeester, F. van Hemert-Kluitenberg, A. Dekker

*Central Veterinary Institute of Wageningen UR (CVI), P.O. Box 65, 8200 AB Lelystad, The Netherlands*

- FMDV O/TAW/3/97 vaccination and challenge
- Double-oil-in-water emulsion (DOE) vaccines
- IDAL vaccinated
- Pigs (~6 wks old)

## Published work by Lelystad group

Trial	Group	Route	Dose ( $\mu\text{g}$ )*	VN	Protection
1 (n=3)	1	-	-	<0.3	0
	2	IM	3	2.5	100
	3	ID	0.3	1.7	100
	4	ID	3	1.3	66
2 (n=5)	1	-	-	<0.3	0
	2	IM	3	2.1	100
	3	IM	30	2.3	100
	4	ID	0.3	1.7	100
	5	ID	3	1.4	80
3 (n=5)	1	-	-	<0.3	0
	2	IM	3	2.3	100
	3	IM	0.3	1.8	100
	4	IM	4x 0.3	2.1	100
	5	ID	0.3	2.2	100
	6	ID	4x 0.3	2.2	100

\* 3  $\mu\text{g}$  is standard dose

# Development of an intradermal vaccine for pigs against FMDV

Going from IM to ID vaccination is not that straightforward...

**Adjuvant**

**Antigen  
concentration**

**Local  
reactions**

**0.2 ml**

**Dose**

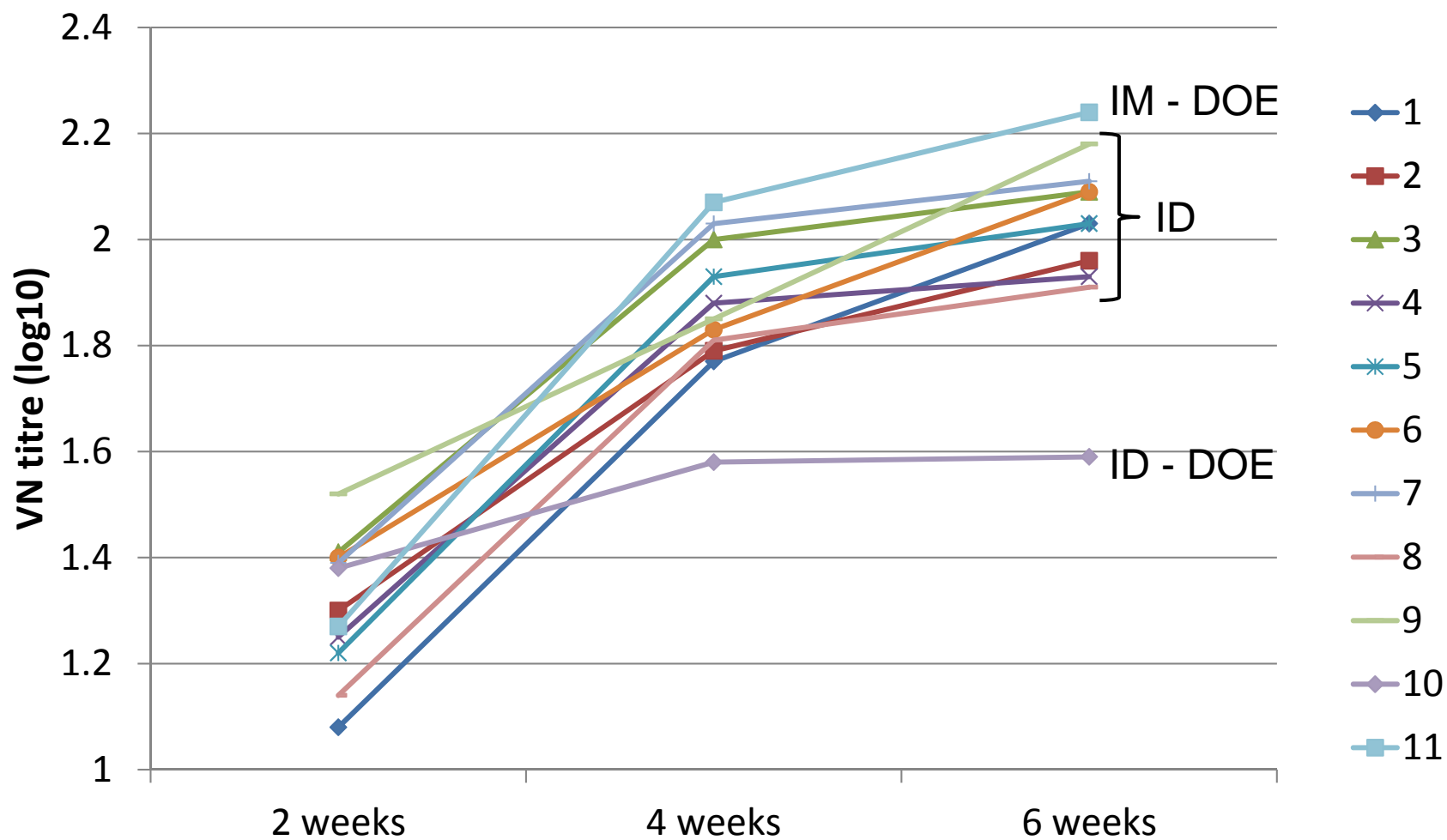
**Efficacy**

# Animal trial to select adjuvant for FMD ID vaccine

- Pigs (~6 wks old)
- FMDV A22 standard dose
- ID with IDAL
- Adjuvants selected based on previous experience with ID vaccination

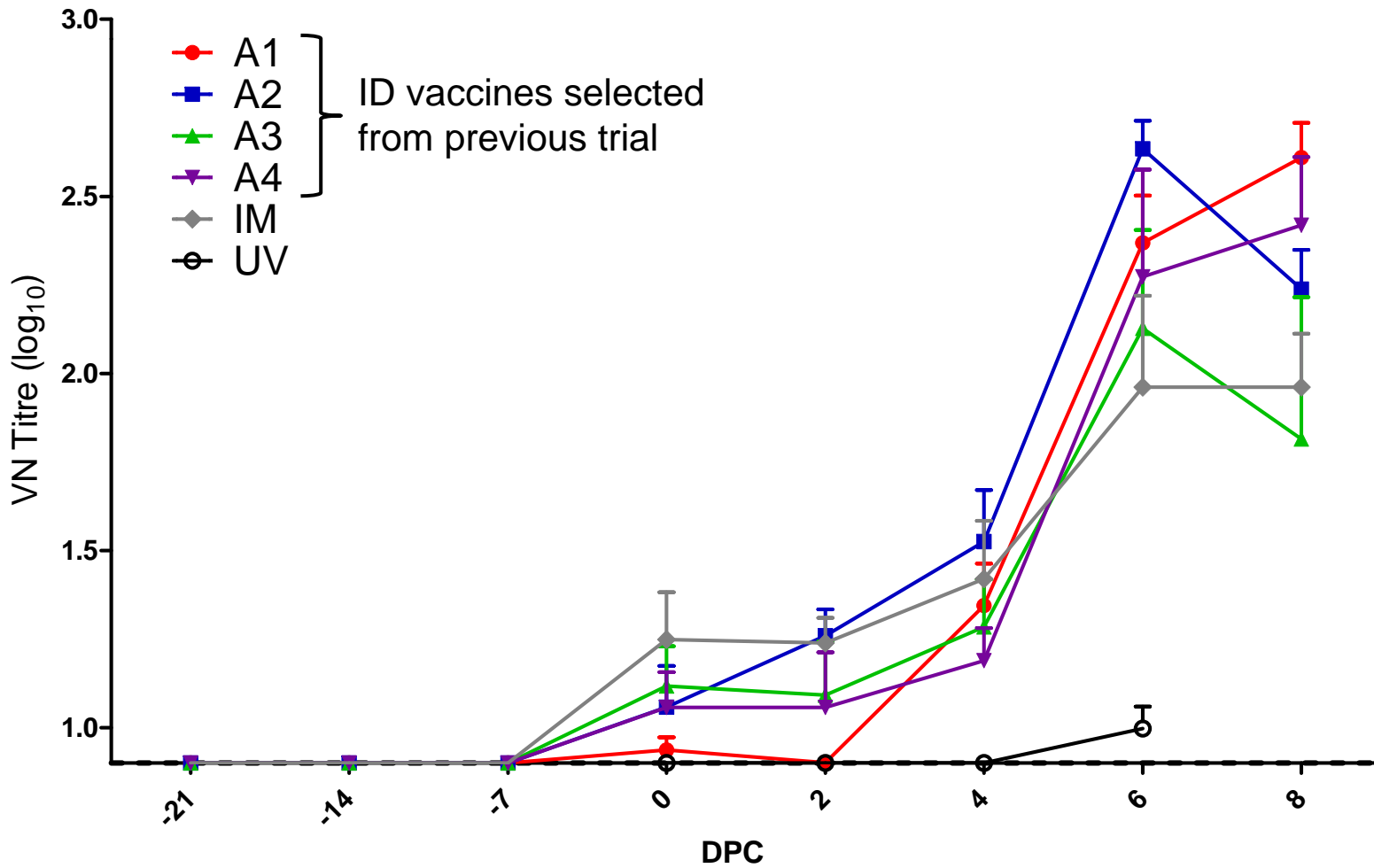
Group	Route	Adjuvant	Adjuvant type	Maximum space available in water phase for antigens (% v/v)
1	ID (0.2 ml)	A	water-in-oil	39
2		B	water-in-oil	41
3		C	oil-in-water	79
4		D	oil-in-water	51
5		E	oil-in-water	49
6		F	oil-in-water	50
7		G	water-in-oil	37
8		H	water-in-oil	14
9		I	real double oil emulsion	28
10		J	reversed double oil emulsion	46
11	IM (2 ml)	J	reversed double oil emulsion	46

# Animal trial to select adjuvant for FMD ID vaccine



→ Cannot take standard IM vaccine and use ID

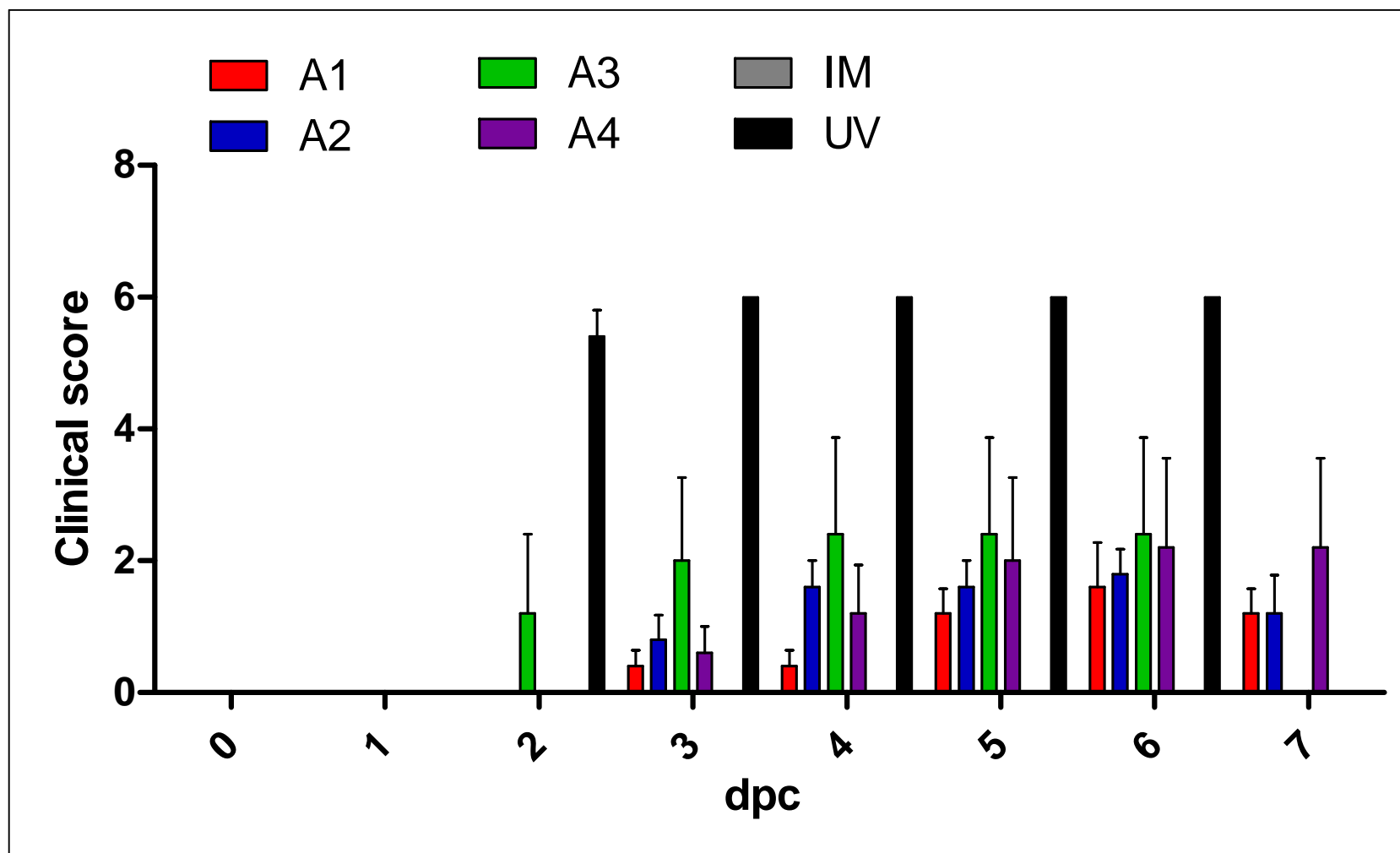
# Animal trial to check efficacy of FMD ID vaccines





# Animal trial to check efficacy of FMD ID vaccine (A22)

None of the ID groups were fully protected (max 75%)



# Summary & Future

## Summary & Future – FMD ID vaccines

- ID vaccines for pigs have several benefits like less stress/pain and increased hygiene, and it is safer and faster.
- Our work demonstrates that several adjuvants can induce higher VN titres in pigs than a typical DOE formulation.
- Published work suggests that for ID vaccines the antigen payload per dose can be lower.
- ID vaccines containing a standard payload formulated with several adjuvants showed suboptimal protection.
- Clearly, there is still uncertainty about efficacy of ID vaccines, and several questions remain to be addressed, e.g.:
  - Is a lower antigen payload more protective?
  - Will different adjuvants improve efficacy?
  - Do VN titers predict protective capacity of ID vaccines?

# Acknowledgements



CSIRO, Australia  
Jacquelyn Horsington  
Wilna Vosloo



Canadian Food  
Inspection Agency

Agence canadienne  
d'inspection des aliments

Canada

NCFAD, Canada  
Charles Nfon



**MSD**  
Animal Health

MSD Animal Health, Netherlands  
Alexandra Jiménez-Melsió  
Holger Hönemann  
Guntram Paul  
Erwin van den Born